

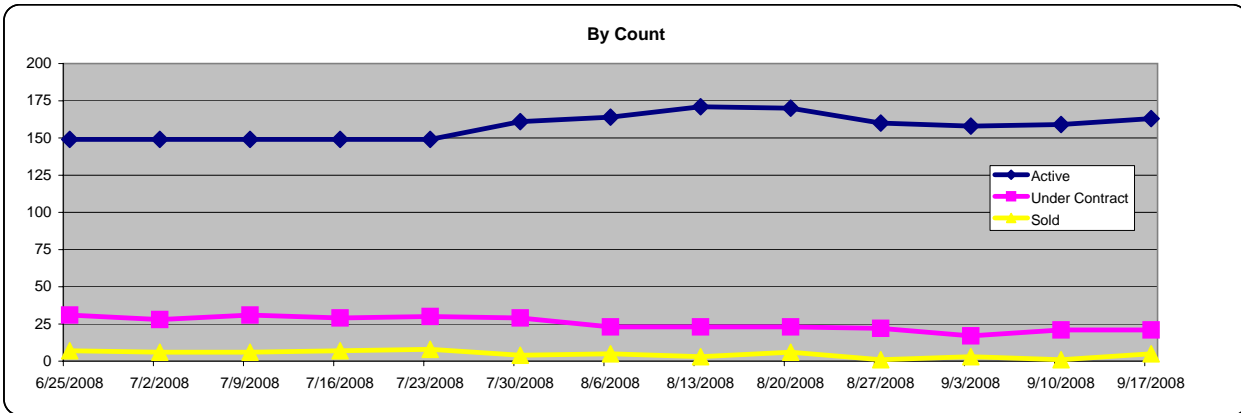
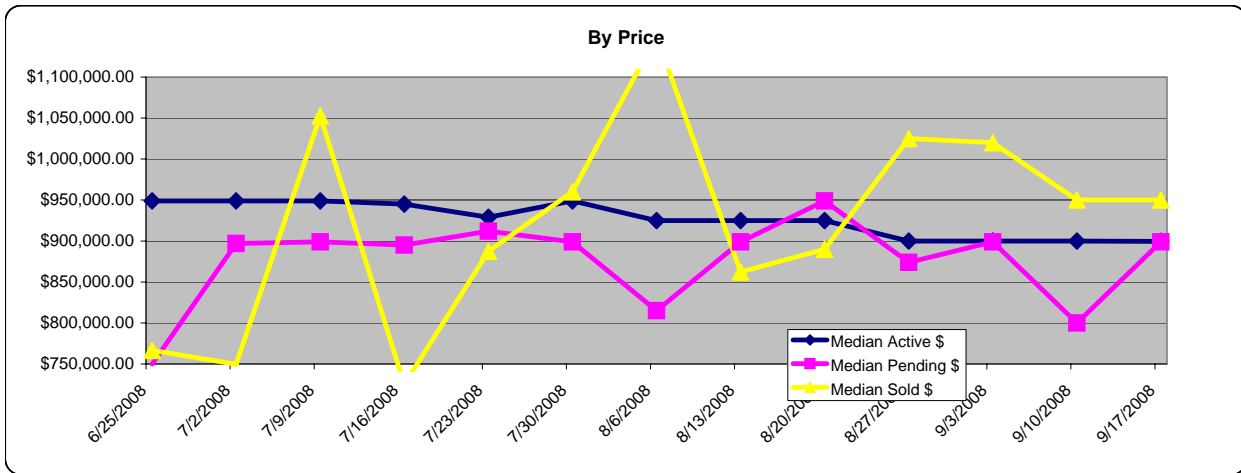
THE MIKE MILLER GROUP

REAL ESTATE BROKERAGE

8201 Preston Road, Suite 265 Dallas, TX 75225
 (214) 515-0845 lm@themikemillergroup.com

Park Cities - Highland Park School District

Actives vs. Pending Price Range \$1.3 Million and Under



Date	Active	Under Contract	Sold	Median Active \$	Median Pending \$	Median Sold \$
June 25, 2008	149	31	7	\$949,000.00	\$749,900.00	\$766,500.00
July 2, 2008	149	28	6	\$949,000.00	\$897,000.00	\$749,678.00
July 9, 2008	149	31	6	\$949,000.00	\$899,000.00	\$1,052,500.00
July 16, 2008	149	29	7	\$945,000.00	\$895,000.00	\$725,000.00
July 23, 2008	149	30	8	\$929,000.00	\$912,000.00	\$887,500.00
July 30, 2008	161	29	4	\$949,000.00	\$899,000.00	\$960,000.00
August 6, 2008	164	23	5	\$925,000.00	\$815,000.00	\$1,150,000.00
August 13, 2008	171	23	3	\$925,000.00	\$899,000.00	\$862,180.00
August 20, 2008	170	23	6	\$925,000.00	\$949,000.00	\$890,000.00
August 27, 2008	160	22	1	\$900,000.00	\$874,000.00	\$1,025,000.00
September 3, 2008	158	17	3	\$899,950.00	\$899,000.00	\$1,020,000.00
September 10, 2008	159	21	1	\$899,999.00	\$799,900.00	\$950,000.00
September 17, 2008	163	21	5	\$899,500.00	\$899,000.00	\$950,000.00

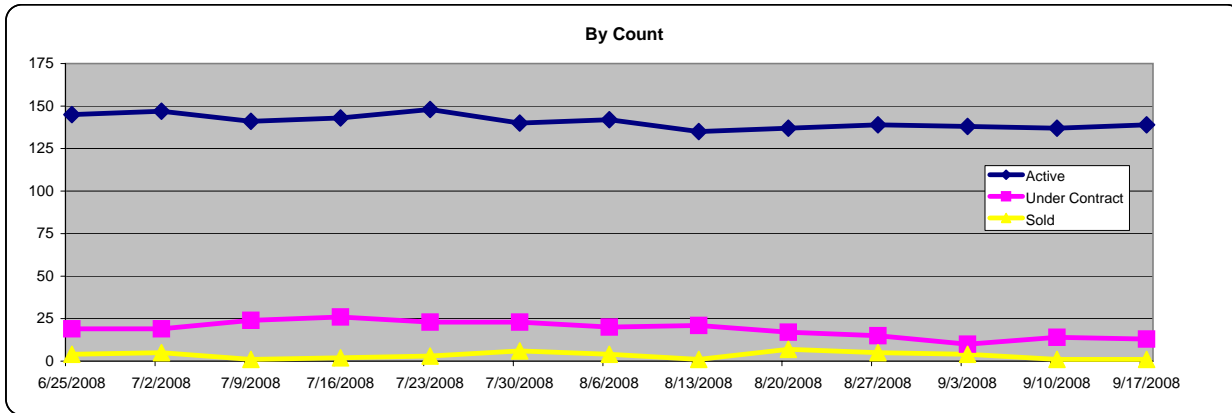
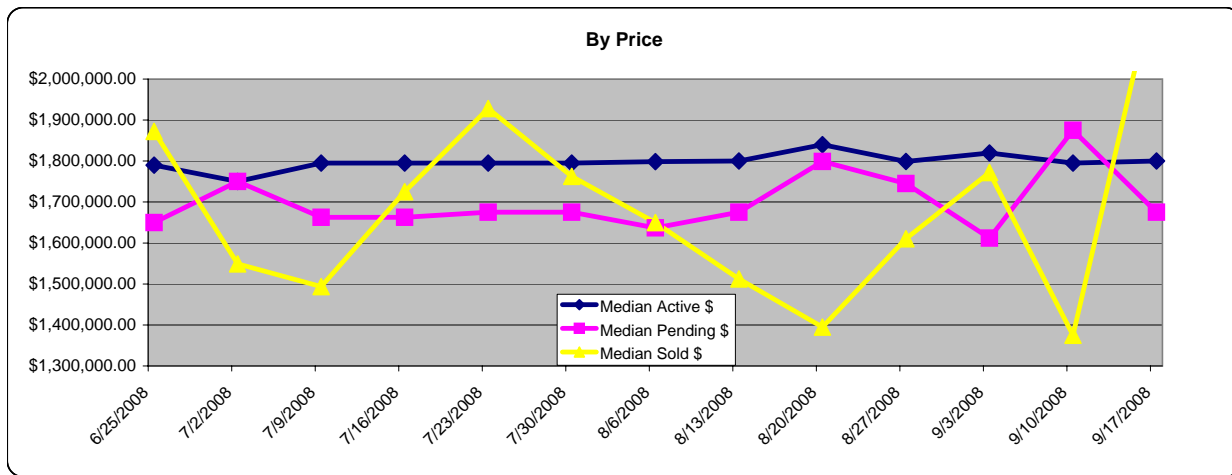
THE MIKE MILLER GROUP

REAL ESTATE BROKERAGE

8201 Preston Road, Suite 265 Dallas, TX 75225
 (214) 515-0845 lm@themikemillergroup.com

Park Cities - Highland Park School District

Actives vs. Pendings Price Range \$1.3 Million - \$2.7 Million



Date	Active	Under Contract	Sold	Median Active \$	Median Pending \$	Median Sold \$
June 25, 2008	145	19	4	\$1,790,000.00	\$1,650,000.00	\$1,872,500.00
July 2, 2008	147	19	5	\$1,750,000.00	\$1,750,000.00	\$1,549,000.00
July 9, 2008	141	24	1	\$1,795,000.00	\$1,662,500.00	\$1,493,500.00
July 16, 2008	143	26	2	\$1,795,000.00	\$1,662,500.00	\$1,725,000.00
July 23, 2008	148	23	3	\$1,795,000.00	\$1,675,000.00	\$1,928,000.00
July 30, 2008	140	23	6	\$1,795,000.00	\$1,675,000.00	\$1,762,500.00
August 6, 2008	142	20	4	\$1,798,500.00	\$1,637,000.00	\$1,650,000.00
August 13, 2008	135	21	1	\$1,799,999.00	\$1,675,000.00	\$1,512,500.00
August 20, 2008	137	17	7	\$1,840,000.00	\$1,799,000.00	\$1,395,000.00
August 27, 2008	139	15	5	\$1,799,000.00	\$1,745,000.00	\$1,610,500.00
September 3, 2008	138	10	4	\$1,819,500.00	\$1,612,000.00	\$1,772,000.00
September 10, 2008	137	14	1	\$1,795,000.00	\$1,875,000.00	\$1,375,000.00
September 17, 2008	139	13	1	\$1,800,000.00	\$1,675,000.00	\$2,250,000.00

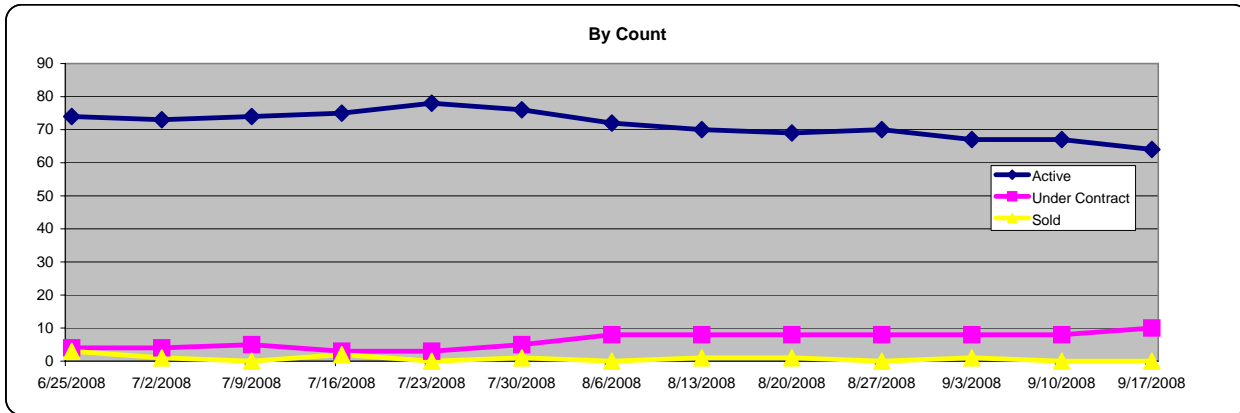
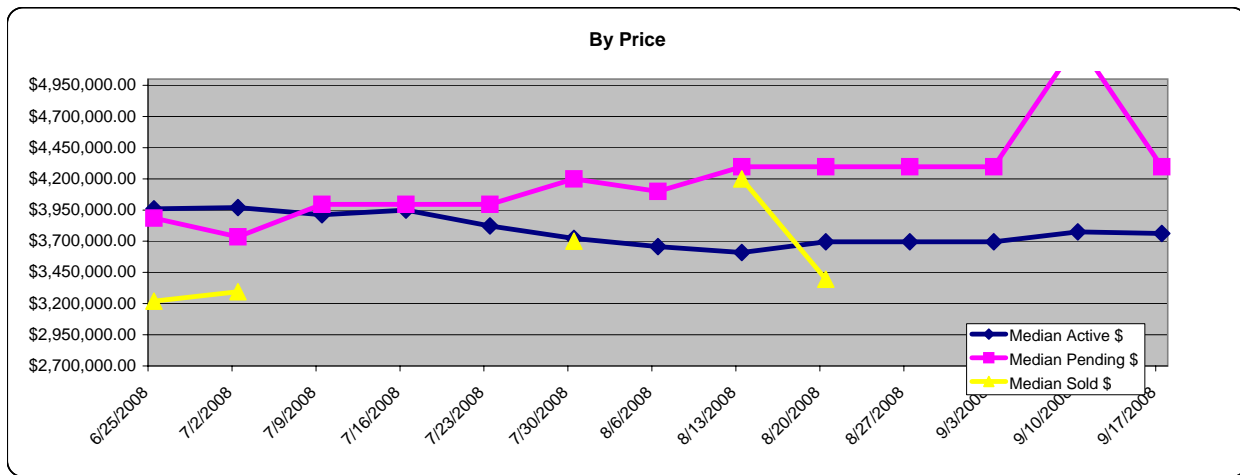
THE MIKE MILLER GROUP

REAL ESTATE BROKERAGE

8201 Preston Road, Suite 265 Dallas, TX 75225
(214) 515-0845 lm@themikemillergroup.com

Park Cities - Highland Park School District

Actives vs. Pending - \$2.7 Million and Up



Date	Active	Under Contract	Sold	Median Active \$	Median Pending \$	Median Sold \$
June 25, 2008	74	4	3	\$3,959,750.00	\$3,885,000.00	\$3,220,000.00
July 2, 2008	73	4	1	\$3,969,500.00	\$3,735,000.00	\$3,295,000.00
July 9, 2008	74	5	0	\$3,912,500.00	\$3,995,000.00	
July 16, 2008	75	3	2	\$3,950,000.00	\$3,995,000.00	\$2,697,500.00
July 23, 2008	78	3	0	\$3,822,500.00	\$3,995,000.00	
July 30, 2008	76	5	1	\$3,722,500.00	\$4,200,000.00	\$3,700,000.00
August 6, 2008	72	8	0	\$3,657,500.00	\$4,099,500.00	
August 13, 2008	70	8	1	\$3,609,500.00	\$4,297,000.00	\$4,200,000.00
August 20, 2008	69	8	1	\$3,695,900.00	\$4,297,000.00	\$3,395,000.00
August 27, 2008	70	8	0	\$3,695,450.00	\$4,297,000.00	
September 3, 2008	67	8	1	\$3,695,900.00	\$4,297,000.00	\$6,995,000.00
September 10, 2008	67	8	0	\$3,775,000.00	\$5,295,000.00	
September 17, 2008	64	10	0	\$3,762,500.00	\$4,297,250.00	

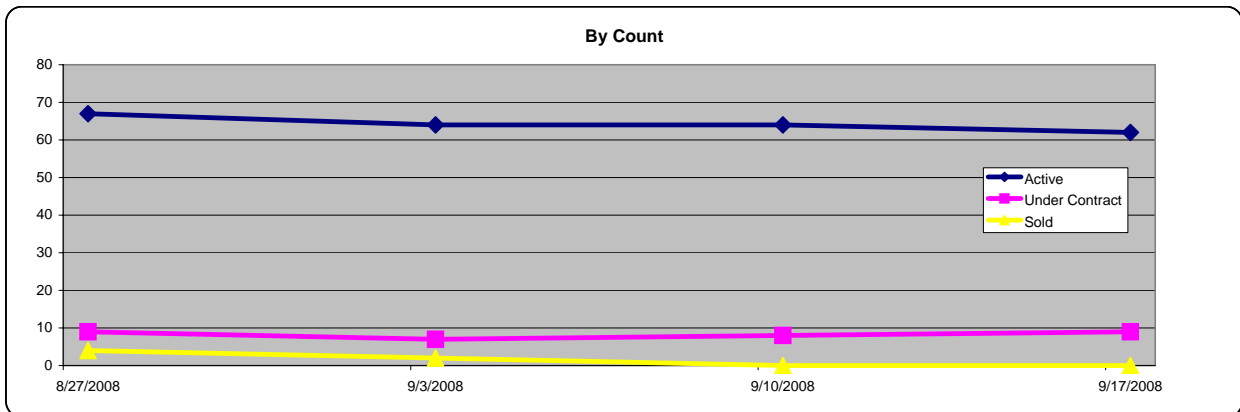
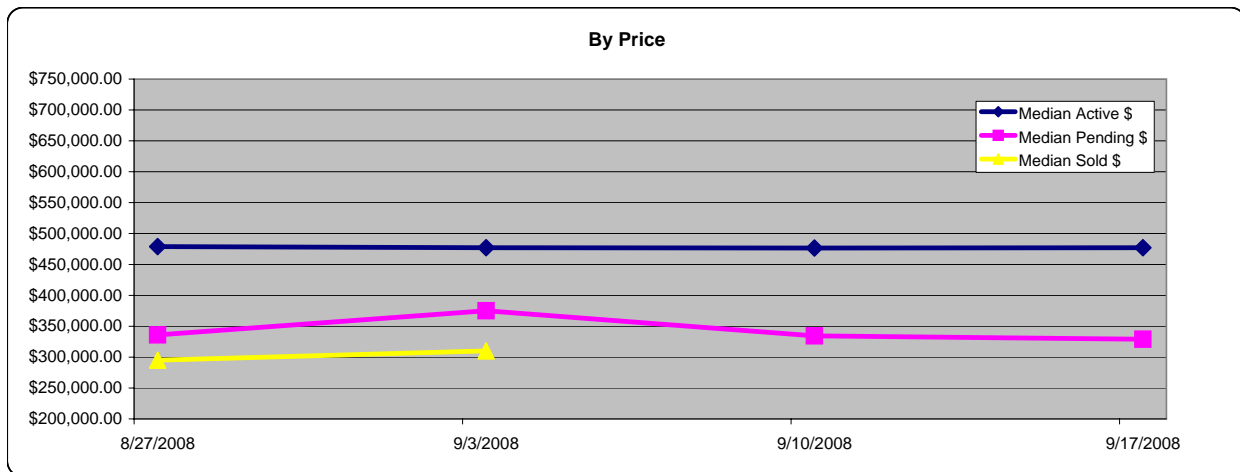
THE MIKE MILLER GROUP

REAL ESTATE BROKERAGE

8201 Preston Road, Suite 265 Dallas, TX 75225
 (214) 515-0845 lm@themikemillergroup.com

Park Cities - Areas 25-1, 25-2, 25-3 Briarwood, Devonshire, & Bluffview

Actives vs. Pendings Price Range: \$750,000 and Below



Date	Active	Under Contract	Sold	Median Active \$	Median Pending \$	Median Sold \$
August 27, 2008	67	9	4	\$478,900.00	\$336,000.00	\$295,000.00
September 3, 2008	64	7	2	\$476,950.00	\$375,000.00	\$310,000.00
September 10, 2008	64	8	0	\$476,450.00	\$334,450.00	
September 17, 2008	62	9	0	\$476,950.00	\$329,000.00	

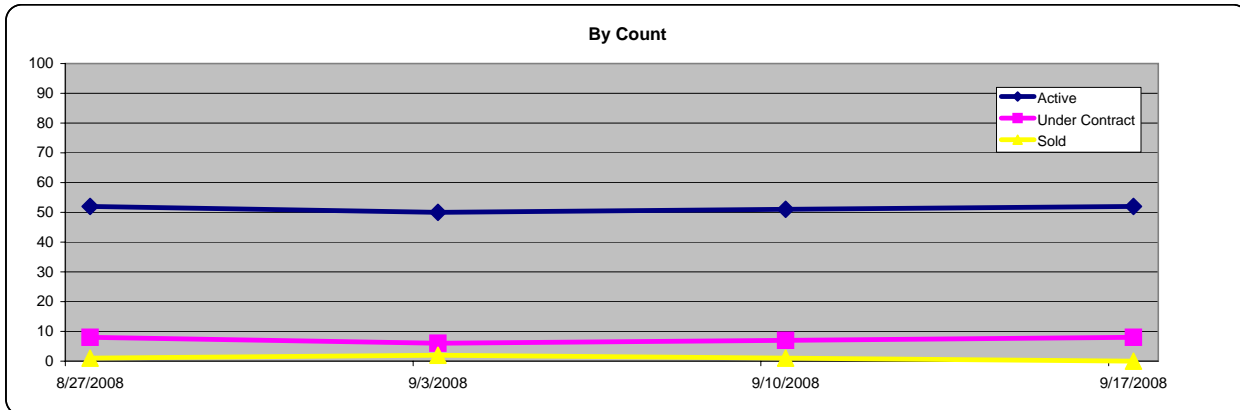
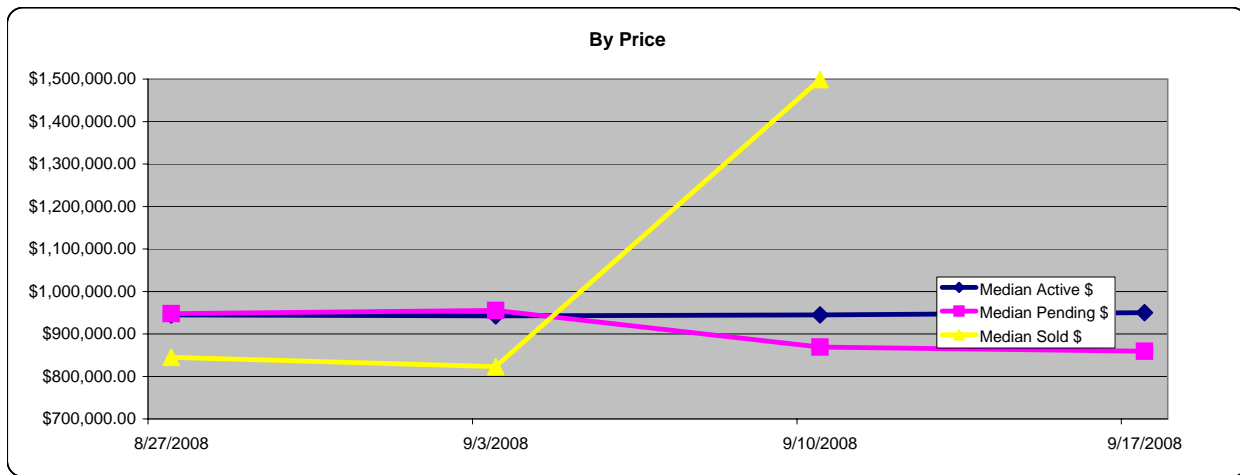
THE MIKE MILLER GROUP

REAL ESTATE BROKERAGE

8201 Preston Road, Suite 265 Dallas, TX 75225
 (214) 515-0845 lm@themikemillergroup.com

Park Cities - Areas 25-1, 25-2, 25-3 Briarwood, Devonshire, & Bluffview

Actives vs. Pendings Price Range \$750,000 - \$1.5 Million



Date	Active	Under Contract	Sold	Median Active \$	Median Pending \$	Median Sold \$
August 27, 2008	52	8	1	\$944,950.00	\$947,750.00	\$845,000.00
September 3, 2008	50	6	2	\$942,450.00	\$955,250.00	\$823,000.00
September 10, 2008	51	7	1	\$945,000.00	\$869,000.00	\$1,499,000.00
September 17, 2008	52	8	0	\$950,000.00	\$859,250.00	

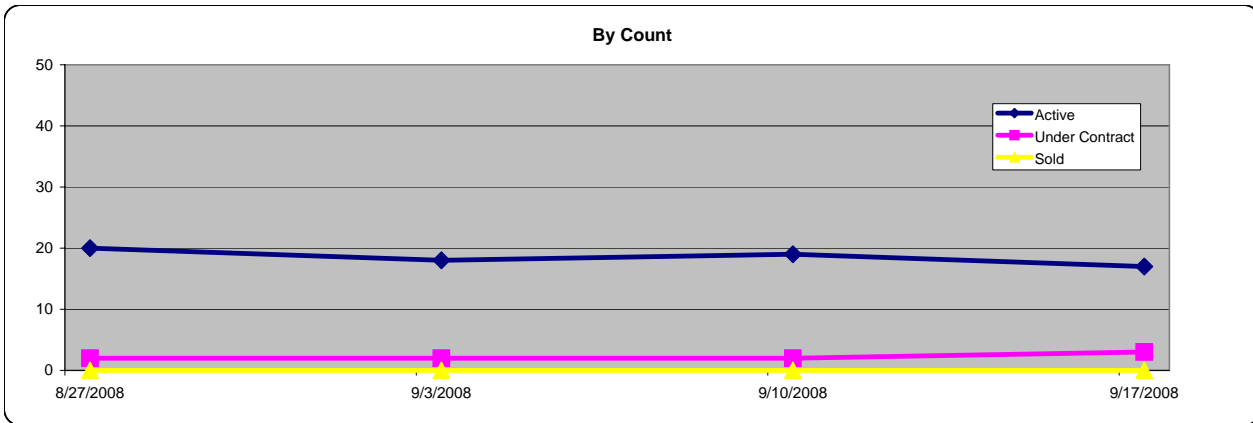
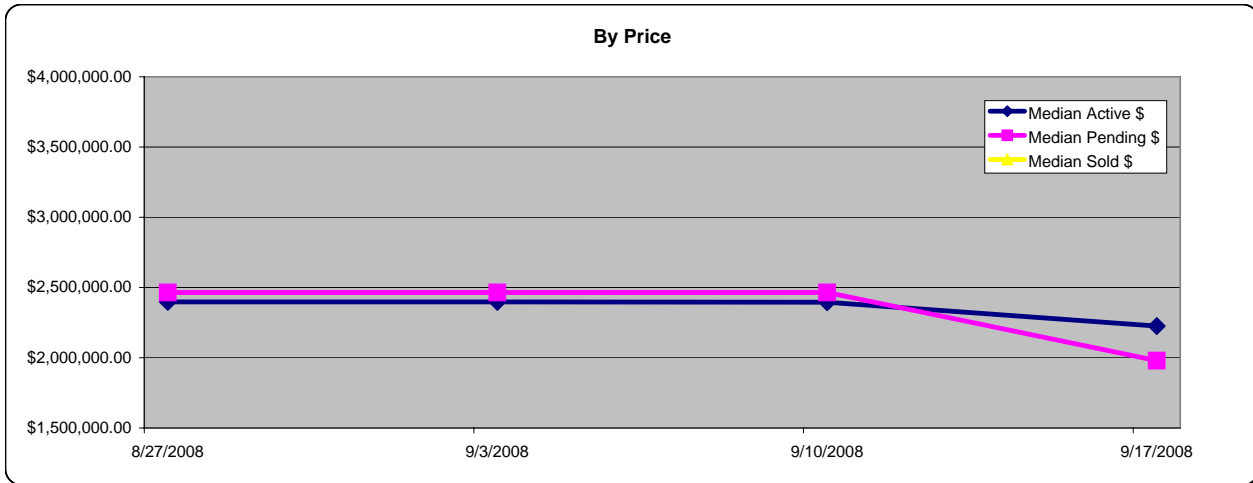
THE MIKE MILLER GROUP

REAL ESTATE BROKERAGE

8201 Preston Road, Suite 265 Dallas, TX 75225
 (214) 515-0845 lm@themikemillergroup.com

Park Cities - Areas 25-1, 25-2, 25-3 Briarwood, Devonshire, & Bluffview

Actives vs. Pending - \$1.5 Million and Up



Date	Active	Under Contract	Sold	Median Active \$	Median Pending \$	Median Sold \$
August 27, 2008	20	2	0	\$2,397,500.00	\$2,464,500.00	\$0.00
September 3, 2008	18	2	0	\$2,397,500.00	\$2,464,500.00	\$0.00
September 10, 2008	19	2	0	\$2,395,000.00	\$2,464,500.00	\$0.00
September 17, 2008	17	3	0	\$2,225,000.00	\$1,979,000.00	\$0.00

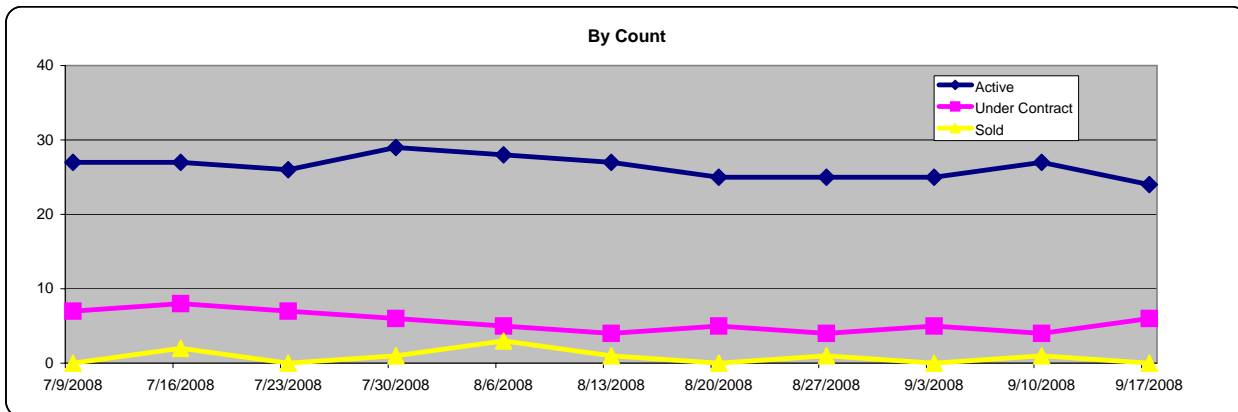
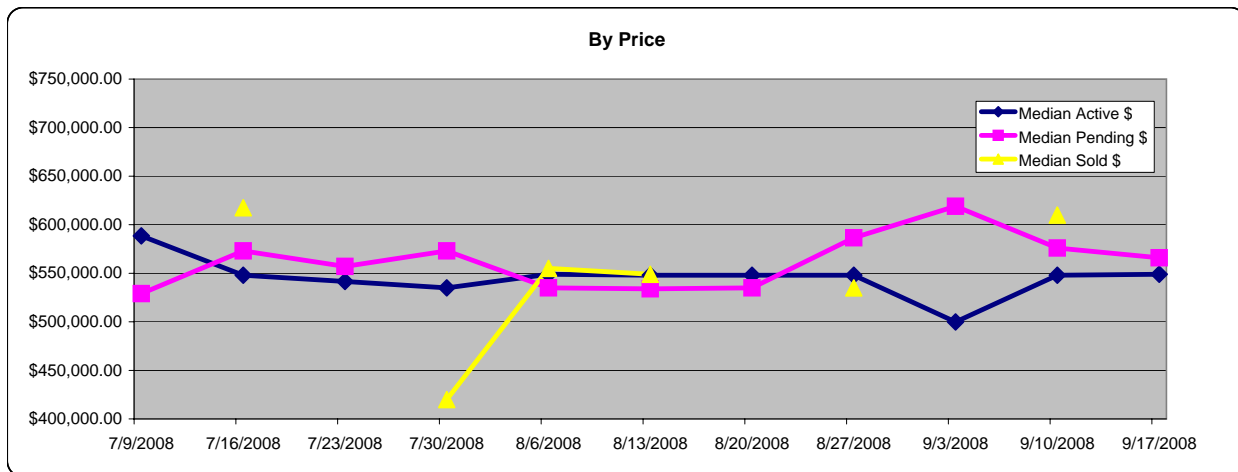
THE MIKE MILLER GROUP

REAL ESTATE BROKERAGE

8201 Preston Road, Suite 265 Dallas, TX 75225
 (214) 515-0845 lm@themikemillergroup.com

Park Cities - Areas 25-9, 25-13, 25-14 West Highland Park & Greenway Parks

Actives vs. Pendlings Price Range: \$750,000 and Below



Date	Active	Under Contract	Sold	Median Active \$	Median Pending \$	Median Sold \$
July 9, 2008	27	7	0	\$588,500.00	\$529,000.00	\$617,500.00
July 16, 2008	27	8	2	\$548,000.00	\$573,000.00	\$617,500.00
July 23, 2008	26	7	0	\$541,500.00	\$557,000.00	
July 30, 2008	29	6	1	\$535,000.00	\$573,000.00	\$420,000.00
August 6, 2008	28	5	3	\$549,000.00	\$535,000.00	\$555,000.00
August 13, 2008	27	4	1	\$548,000.00	\$534,000.00	\$549,000.00
August 20, 2008	25	5	0	\$548,000.00	\$535,000.00	
August 27, 2008	25	4	1	\$548,000.00	\$586,500.00	\$535,000.00
September 3, 2008	25	5	0	\$499,900.00	\$619,000.00	
September 10, 2008	27	4	1	\$548,000.00	\$576,000.00	\$610,000.00
September 17, 2008	24	6	0	\$549,000.00	\$566,000.00	

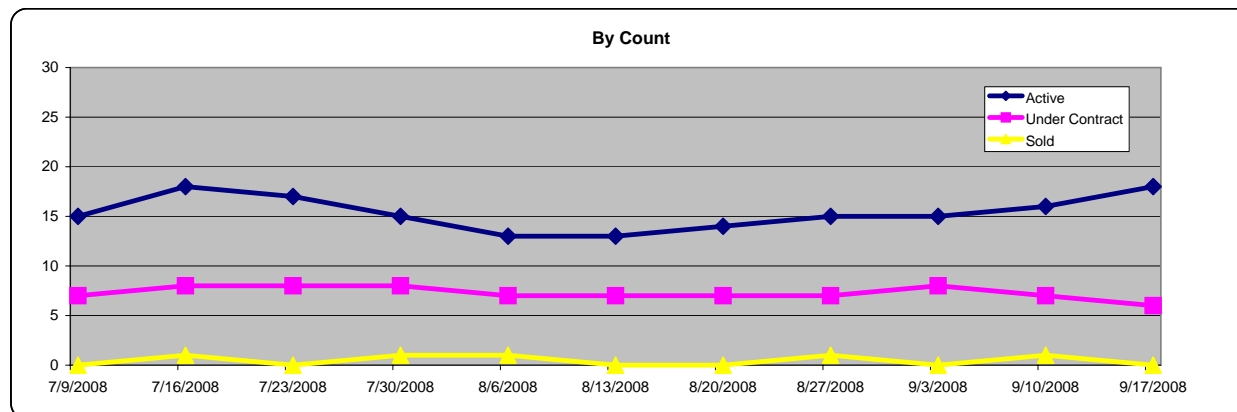
THE MIKE MILLER GROUP

REAL ESTATE BROKERAGE

8201 Preston Road, Suite 265 Dallas, TX 75225
 (214) 515-0845 lm@themikemillergroup.com

Park Cities - Areas 25-9, 25-13, 25-14 West Highland Park & Greenway Parks

Actives vs. Pendencies Price Range \$750,000 - \$1.5 Million



Date	Active	Under Contract	Sold	Median Active \$	Median Pending \$	Median Sold \$
July 9, 2008	15	7	0	\$995,000.00	\$1,100,000.00	
July 16, 2008	18	8	1	\$957,000.00	\$1,047,500.00	\$955,000.00
July 23, 2008	17	8	0	\$915,000.00	\$1,049,950.00	
July 30, 2008	15	8	1	\$915,000.00	\$1,072,500.00	\$1,287,500.00
August 6, 2008	13	7	1	\$895,000.00	\$1,045,000.00	\$975,000.00
August 13, 2008	13	7	0	\$895,000.00	\$999,900.00	
August 20, 2008	14	7	0	\$895,000.00	\$999,900.00	
August 27, 2008	15	7	1	\$895,000.00	\$995,000.00	\$1,075,000.00
September 3, 2008	15	8	0	\$999,000.00	\$981,900.00	
September 10, 2008	16	7	1	\$1,117,000.00	\$999,000.00	\$850,000.00
September 17, 2008	18	6	0	\$1,117,000.00	\$984,350.00	

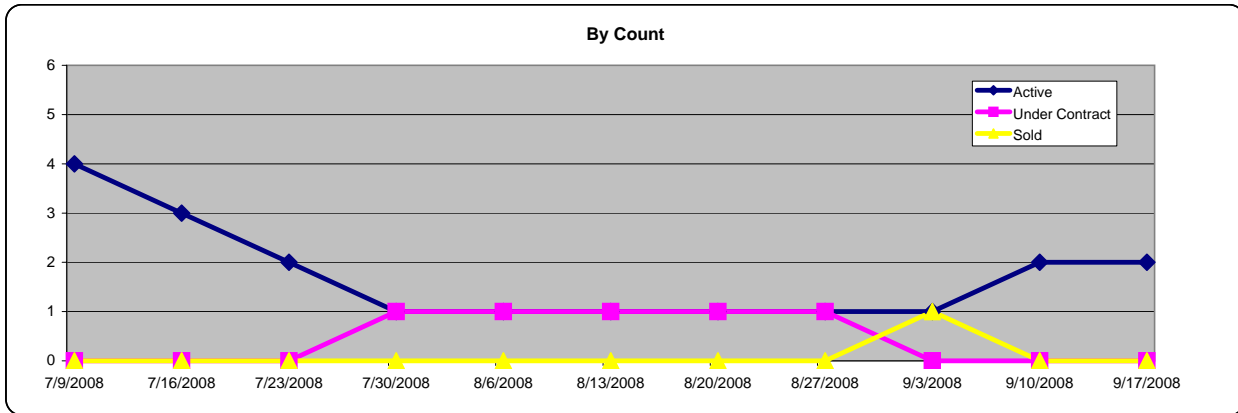
THE MIKE MILLER GROUP

REAL ESTATE BROKERAGE

8201 Preston Road, Suite 265 Dallas, TX 75225
 (214) 515-0845 lm@themikemillergroup.com

Park Cities - Areas 25-9, 25-13, 25-14 West Highland Park & Greenway Parks

Actives vs. Pending - \$1.5 Million and Up



Date	Active	Under Contract	Sold	Median Active \$	Median Pending \$	Median Sold \$
July 9, 2008	4	0	0	\$1,574,500.00	\$0.00	\$0.00
July 16, 2008	3	0	0	\$1,600,000.00	\$0.00	\$0.00
July 23, 2008	2	0	0	\$1,674,000.00	\$0.00	\$0.00
July 30, 2008	1	1	0	\$1,549,000.00	\$1,799,000.00	\$0.00
August 6, 2008	1	1	0	\$1,549,000.00	\$1,799,000.00	\$0.00
August 13, 2008	1	1	0	\$1,549,000.00	\$1,799,000.00	\$0.00
August 20, 2008	1	1	0	\$1,549,000.00	\$1,799,000.00	\$0.00
August 27, 2008	1	1	0	\$1,549,000.00	\$1,799,000.00	\$0.00
September 3, 2008	1	0	1	\$1,549,000.00	\$0.00	\$1,700,000.00
September 10, 2008	2	0	0	\$1,549,500.00	\$0.00	\$0.00
September 17, 2008	2	0	0	\$1,549,500.00	\$0.00	\$0.00