

THE MIKE MILLER GROUP

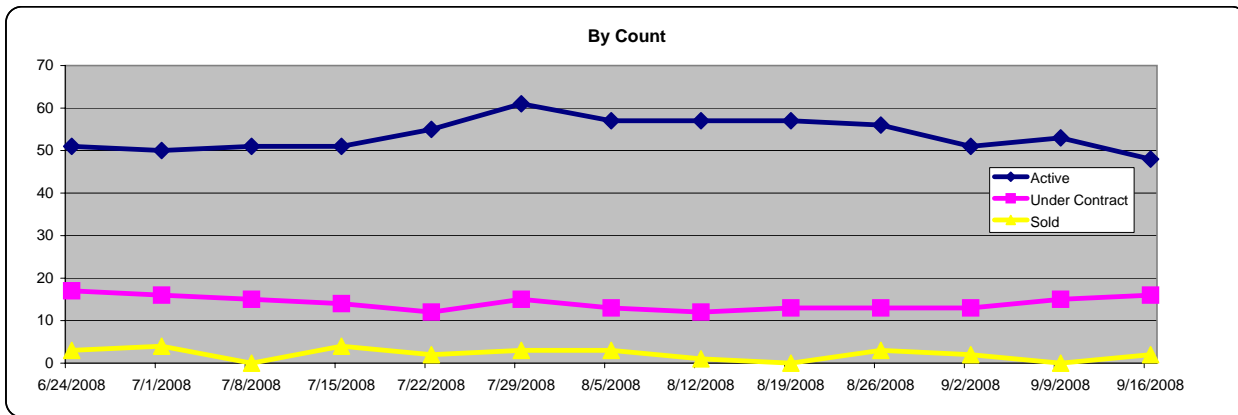
REAL ESTATE BROKERAGE

8201 Preston Road, Suite 265 Dallas, TX 75225
 (214) 515-0845 lm@themikemillergroup.com

North of Mockingbird

East Dallas - Area 12-2 & 12-3 - Caruth Terrace, Ridgewood Park, Stonewall Terrace

Actives vs. Pending Price Range \$230,000 - \$400,000



Date	Active	Under Contract	Sold	Median Active \$	Median Pending \$	Median Sold \$
June 24, 2008	51	17	3	\$288,411.00	\$309,000.00	\$261,500.00
July 1, 2008	50	16	4	\$289,998.00	\$309,000.00	\$282,250.00
July 8, 2008	51	15	0	\$290,000.00	\$299,900.00	\$299,900.00
July 15, 2008	51	14	4	\$290,000.00	\$304,450.00	\$303,500.00
July 22, 2008	55	12	2	\$290,000.00	\$304,450.00	\$307,450.00
July 29, 2008	61	15	3	\$290,000.00	\$299,000.00	\$308,000.00
August 5, 2008	57	13	3	\$290,000.00	\$299,900.00	\$265,000.00
August 12, 2008	57	12	1	\$289,900.00	\$304,450.00	\$249,900.00
August 19, 2008	57	13	0	\$289,900.00	\$319,000.00	\$289,900.00
August 26, 2008	56	13	3	\$291,000.00	\$285,000.00	\$299,000.00
September 2, 2008	51	13	2	\$292,570.00	\$319,000.00	\$239,500.00
September 9, 2008	53	15	0	\$289,900.00	\$319,000.00	\$319,000.00
September 16, 2008	48	16	2	\$289,900.00	\$316,950.00	\$322,500.00

THE MIKE MILLER GROUP

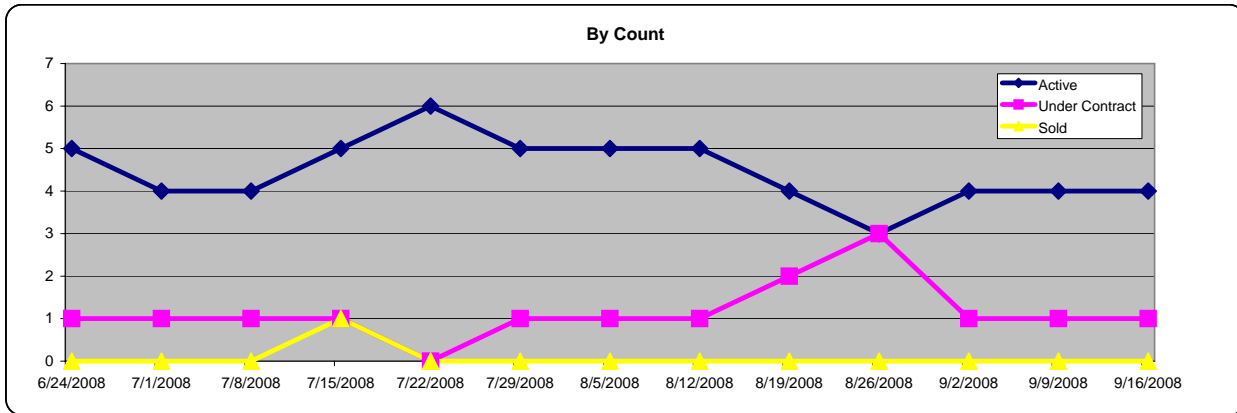
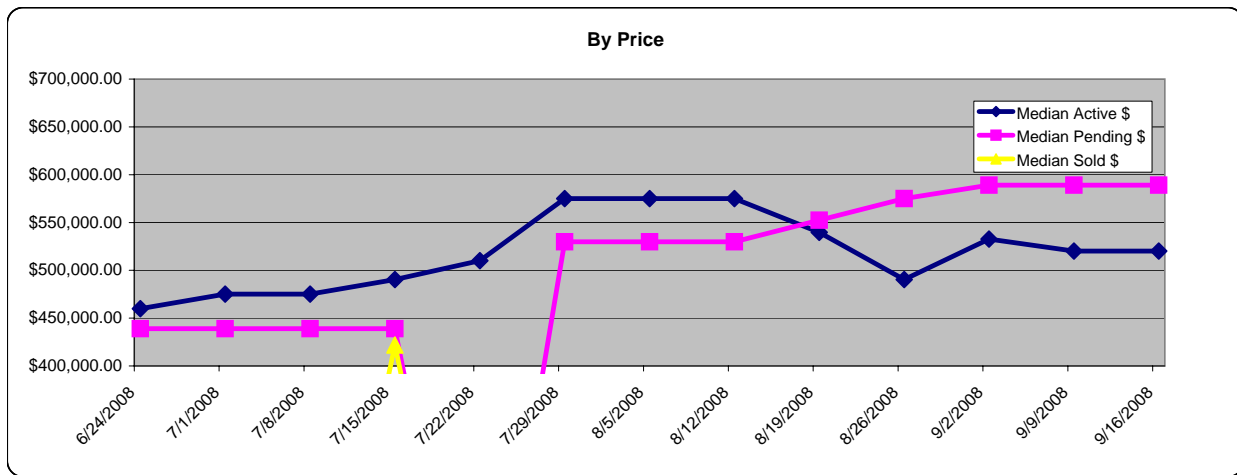
REAL ESTATE BROKERAGE

8201 Preston Road, Suite 265 Dallas, TX 75225
 (214) 515-0845 lm@themikemillergroup.com

North of Mockingbird

East Dallas - Area 12-2 & 12-3 - Caruth Terrace, Ridgewood Park, Stonewall Terrace

Actives vs. Pendings Price Range \$400,000 - \$700,000



Date	Active	Under Contract	Sold	Median Active \$	Median Pending \$	Median Sold \$
June 24, 2008	5	1	0	\$459,900.00	\$439,000.00	\$0.00
July 1, 2008	4	1	0	\$475,153.00	\$439,000.00	\$0.00
July 8, 2008	4	1	0	\$475,153.00	\$439,000.00	\$0.00
July 15, 2008	5	1	1	\$490,406.00	\$439,000.00	\$422,000.00
July 22, 2008	6	0	0	\$510,153.00	\$0.00	\$0.00
July 29, 2008	5	1	0	\$575,000.00	\$529,900.00	\$0.00
August 5, 2008	5	1	0	\$575,000.00	\$529,900.00	\$0.00
August 12, 2008	5	1	0	\$575,000.00	\$529,900.00	\$0.00
August 19, 2008	4	2	0	\$539,703.00	\$552,450.00	\$0.00
August 26, 2008	3	3	0	\$490,406.00	\$575,000.00	\$0.00
September 2, 2008	4	1	0	\$532,653.00	\$589,000.00	\$0.00
September 9, 2008	4	1	0	\$520,153.00	\$589,000.00	\$0.00
September 16, 2008	4	1	0	\$520,153.00	\$589,000.00	\$0.00

THE MIKE MILLER GROUP

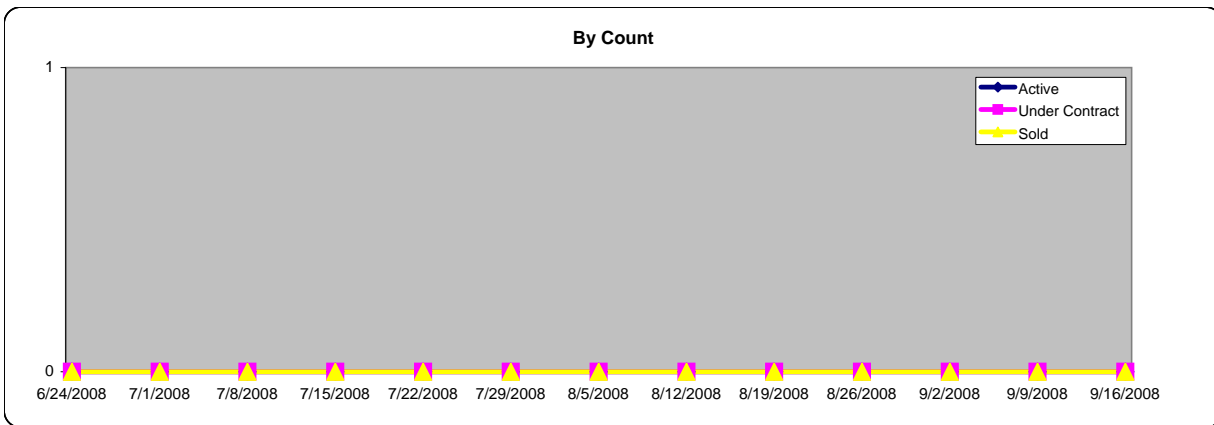
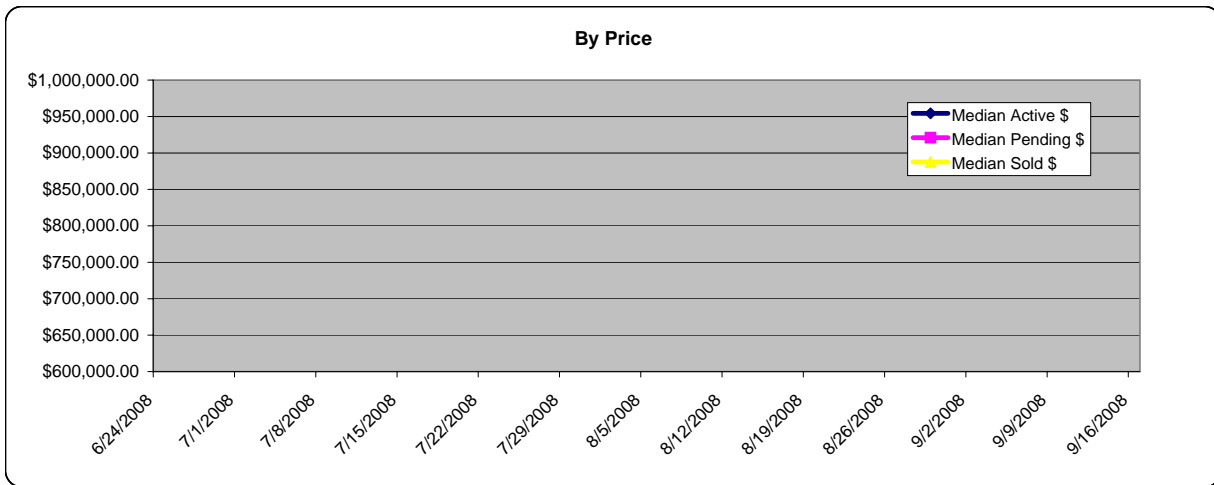
REAL ESTATE BROKERAGE

8201 Preston Road, Suite 265 Dallas, TX 75225
 (214) 515-0845 lm@themikemillergroup.com

North of Mockingbird

East Dallas - Area 12-2 & 12-3 - Caruth Terrace, Ridgewood Park, Stonewall Terrace

Actives vs. Pendings Price Range \$700,000+



Date	Active	Under Contract	Sold	Median Active \$	Median Pending \$	Median Sold \$
June 24, 2008	0	0	0	\$0.00	\$0.00	\$0.00
July 1, 2008	0	0	0	\$0.00	\$0.00	\$0.00
July 8, 2008	0	0	0	\$0.00	\$0.00	\$0.00
July 15, 2008	0	0	0	\$0.00	\$0.00	\$0.00
July 22, 2008	0	0	0	\$0.00	\$0.00	\$0.00
July 29, 2008	0	0	0	\$0.00	\$0.00	\$0.00
August 5, 2008	0	0	0	\$0.00	\$0.00	\$0.00
August 12, 2008	0	0	0	\$0.00	\$0.00	\$0.00
August 19, 2008	0	0	0	\$0.00	\$0.00	\$0.00
August 26, 2008	0	0	0	\$0.00	\$0.00	\$0.00
September 2, 2008	0	0	0	\$0.00	\$0.00	\$0.00
September 9, 2008	0	0	0	\$0.00	\$0.00	\$0.00
September 16, 2008	0	0	0	\$0.00	\$0.00	\$0.00

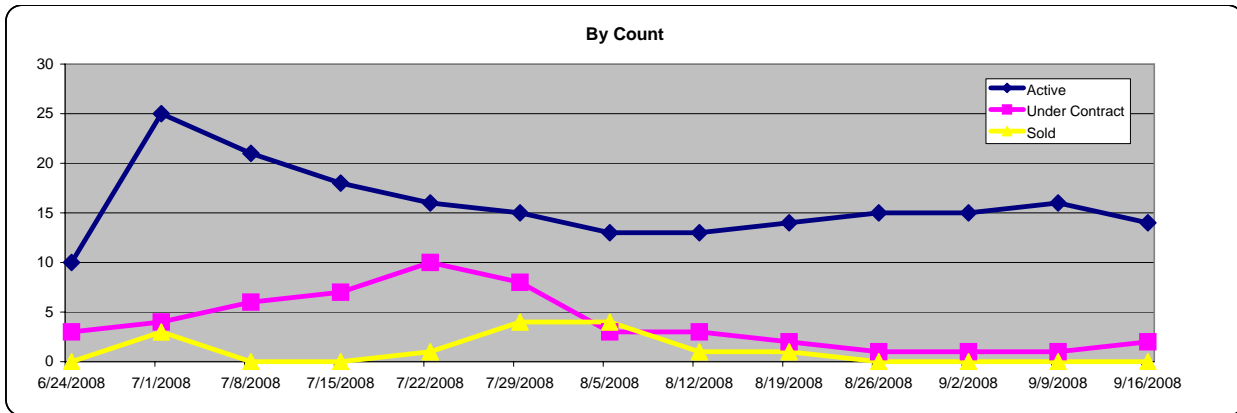
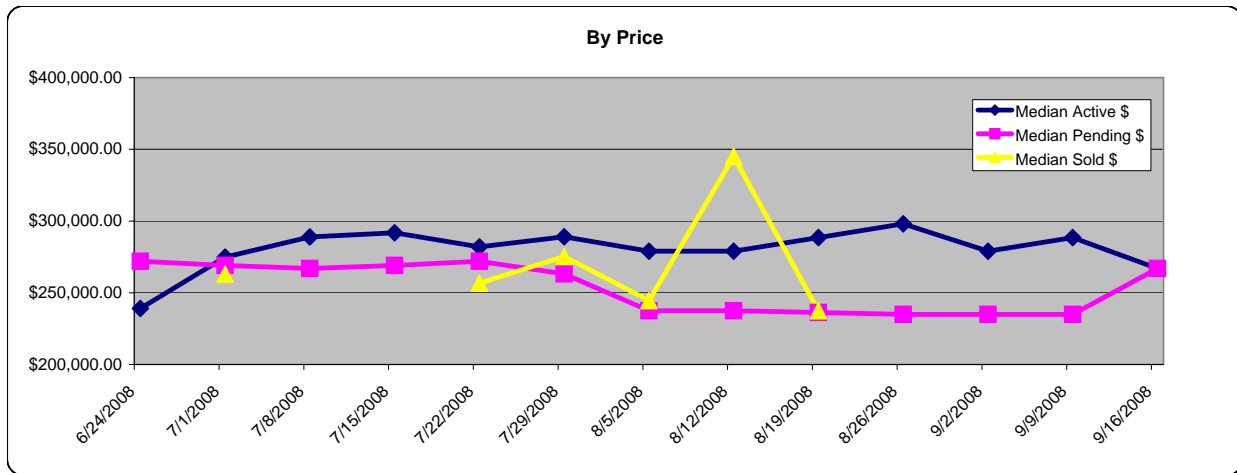
THE MIKE MILLER GROUP

REAL ESTATE BROKERAGE

8201 Preston Road, Suite 265 Dallas, TX 75225
 (214) 515-0845 lm@themikemillergroup.com

East Dallas - Area 12-4 Old Lake Highlands

Actives vs. Pending Price Range \$230,000 - \$400,000



Date	Active	Under Contract	Sold	Median Active \$	Median Pending \$	Median Sold \$
June 24, 2008	10	3	0	\$239,000.00	\$271,950.00	
July 1, 2008	25	4	3	\$274,900.00	\$269,000.00	\$263,000.00
July 8, 2008	21	6	0	\$288,900.00	\$266,950.00	
July 15, 2008	18	7	0	\$291,750.00	\$269,000.00	
July 22, 2008	16	10	1	\$281,950.00	\$271,950.00	\$256,700.00
July 29, 2008	15	8	4	\$289,000.00	\$263,121.00	\$275,325.00
August 5, 2008	13	3	4	\$279,000.00	\$237,500.00	\$244,500.00
August 12, 2008	13	3	1	\$279,000.00	\$237,500.00	\$345,000.00
August 19, 2008	14	2	1	\$288,500.00	\$236,200.00	\$237,500.00
August 26, 2008	15	1	0	\$298,000.00	\$234,900.00	
September 2, 2008	15	1	0	\$279,000.00	\$234,900.00	
September 9, 2008	16	1	0	\$288,500.00	\$234,900.00	
September 16, 2008	14	2	0	\$266,950.00	\$266,950.00	

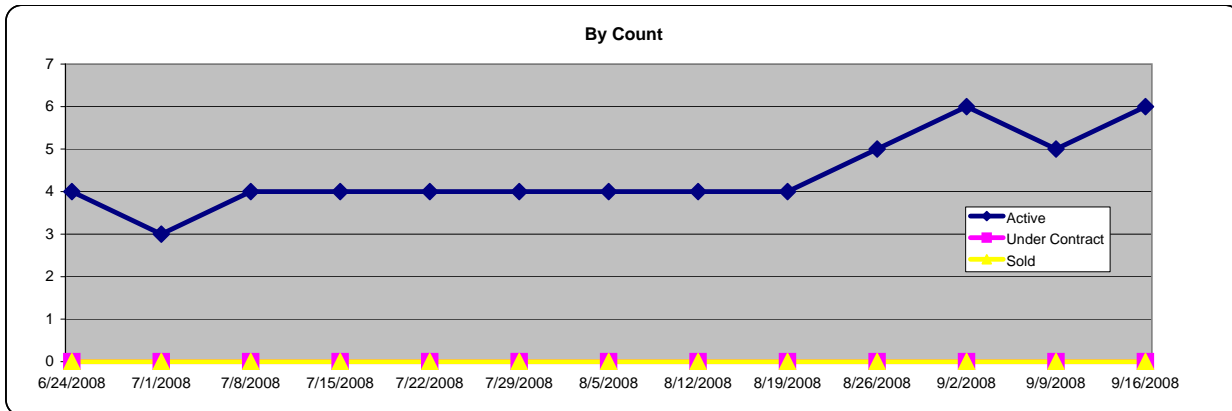
THE MIKE MILLER GROUP

REAL ESTATE BROKERAGE

8201 Preston Road, Suite 265 Dallas, TX 75225
 (214) 515-0845 lm@themikemillergroup.com

East Dallas - Area 12-4 Old Lake Highlands

Actives vs. Pending Price Range \$400,000 - \$700,000



Date	Active	Under Contract	Sold	Median Active \$	Median Pending \$	Median Sold \$
June 24, 2008	4	0	0	\$522,498.00	\$0.00	\$0.00
July 1, 2008	3	0	0	\$545,000.00	\$0.00	\$0.00
July 8, 2008	4	0	0	\$522,498.00	\$0.00	\$0.00
July 15, 2008	4	0	0	\$522,498.00	\$0.00	\$0.00
July 22, 2008	4	0	0	\$522,498.00	\$0.00	\$0.00
July 29, 2008	4	0	0	\$522,498.00	\$0.00	\$0.00
August 5, 2008	4	0	0	\$522,498.00	\$0.00	\$0.00
August 12, 2008	4	0	0	\$522,498.00	\$0.00	\$0.00
August 19, 2008	4	0	0	\$522,498.00	\$0.00	\$0.00
August 26, 2008	5	0	0	\$499,995.00	\$0.00	\$0.00
September 2, 2008	6	0	0	\$487,498.00	\$0.00	\$0.00
September 9, 2008	5	0	0	\$499,995.00	\$0.00	\$0.00
September 16, 2008	6	0	0	\$494,498.00	\$0.00	\$0.00

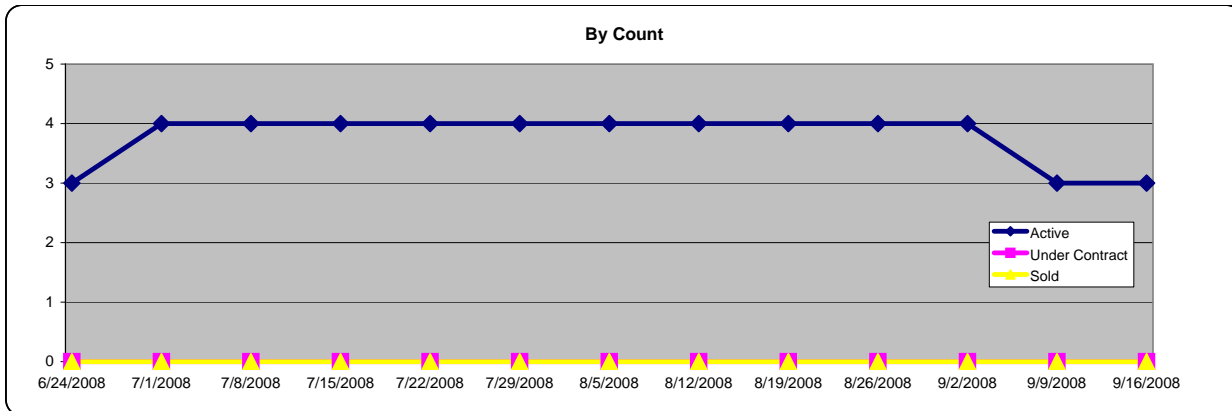
THE MIKE MILLER GROUP

REAL ESTATE BROKERAGE

8201 Preston Road, Suite 265 Dallas, TX 75225
 (214) 515-0845 lm@themikemillergroup.com

East Dallas - Area 12-4 Old Lake Highlands

Actives vs. Pendings - \$700,000 and Up



Date	Active	Under Contract	Sold	Median Active \$	Median Pending \$	Median Sold \$
June 24, 2008	3	0	0	\$829,000.00	\$0.00	\$0.00
July 1, 2008	4	0	0	\$812,883.00	\$0.00	\$0.00
July 8, 2008	4	0	0	\$812,883.00	\$0.00	\$0.00
July 15, 2008	4	0	0	\$812,883.00	\$0.00	\$0.00
July 22, 2008	4	0	0	\$812,883.00	\$0.00	\$0.00
July 29, 2008	4	0	0	\$812,883.00	\$0.00	\$0.00
August 5, 2008	4	0	0	\$812,883.00	\$0.00	\$0.00
August 12, 2008	4	0	0	\$812,883.00	\$0.00	\$0.00
August 19, 2008	4	0	0	\$812,883.00	\$0.00	\$0.00
August 26, 2008	4	0	0	\$804,816.00	\$0.00	\$0.00
September 2, 2008	4	0	0	\$804,816.00	\$0.00	\$0.00
September 9, 2008	3	0	0	\$822,000.00	\$0.00	\$0.00
September 16, 2008	3	0	0	\$822,000.00	\$0.00	\$0.00

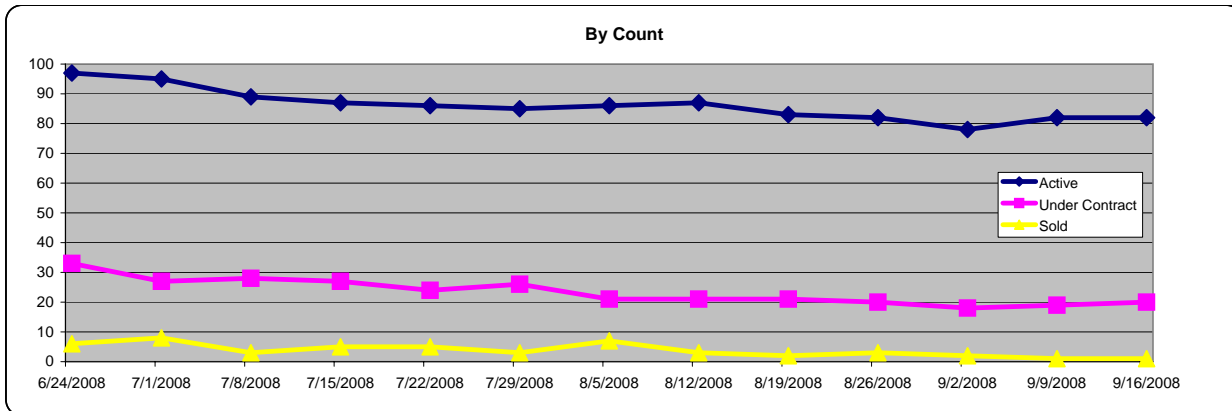
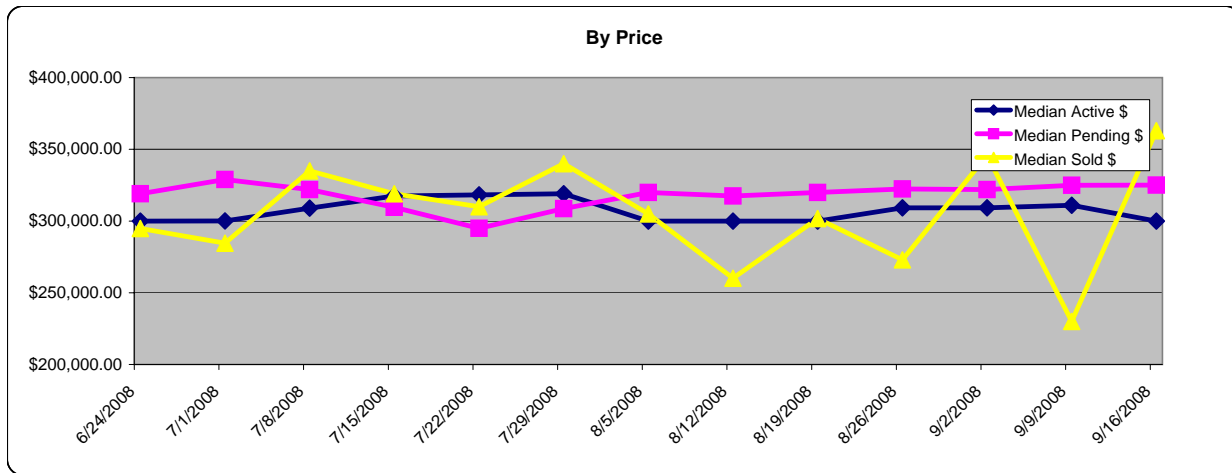
THE MIKE MILLER GROUP

REAL ESTATE BROKERAGE

8201 Preston Road, Suite 265 Dallas, TX 75225
 (214) 515-0845 lm@themikemillergroup.com

East Dallas - Area 12-6 M-Streets & Lower Greenville

Actives vs. Pendlings Price Range \$230,000 - \$400,000



Date	Active	Under Contract	Sold	Median Active \$	Median Pending \$	Median Sold \$
June 24, 2008	97	33	6	\$299,900.00	\$319,000.00	\$294,858.00
July 1, 2008	95	27	8	\$300,000.00	\$329,000.00	\$284,500.00
July 8, 2008	89	28	3	\$309,000.00	\$321,950.00	\$335,000.00
July 15, 2008	87	27	5	\$317,500.00	\$309,500.00	\$319,000.00
July 22, 2008	86	24	5	\$318,250.00	\$294,900.00	\$310,000.00
July 29, 2008	85	26	3	\$319,000.00	\$308,700.00	\$340,000.00
August 5, 2008	86	21	7	\$299,900.00	\$319,900.00	\$305,000.00
August 12, 2008	87	21	3	\$299,900.00	\$317,500.00	\$260,175.00
August 19, 2008	83	21	2	\$299,900.00	\$319,900.00	\$301,750.00
August 26, 2008	82	20	3	\$309,250.00	\$322,400.00	\$273,000.00
September 2, 2008	78	18	2	\$309,250.00	\$321,950.00	\$345,750.00
September 9, 2008	82	19	1	\$310,950.00	\$324,900.00	\$230,000.00
September 16, 2008	82	20	1	\$299,900.00	\$325,000.00	\$363,000.00

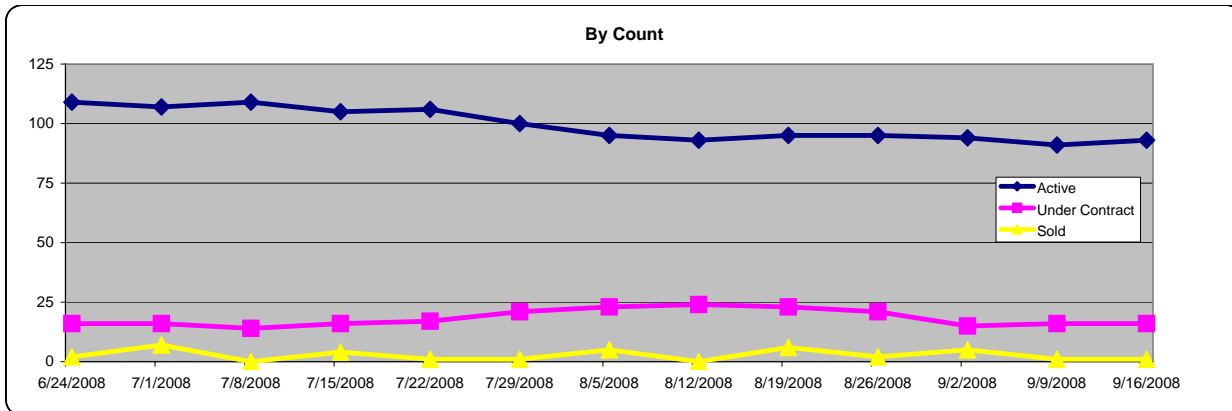
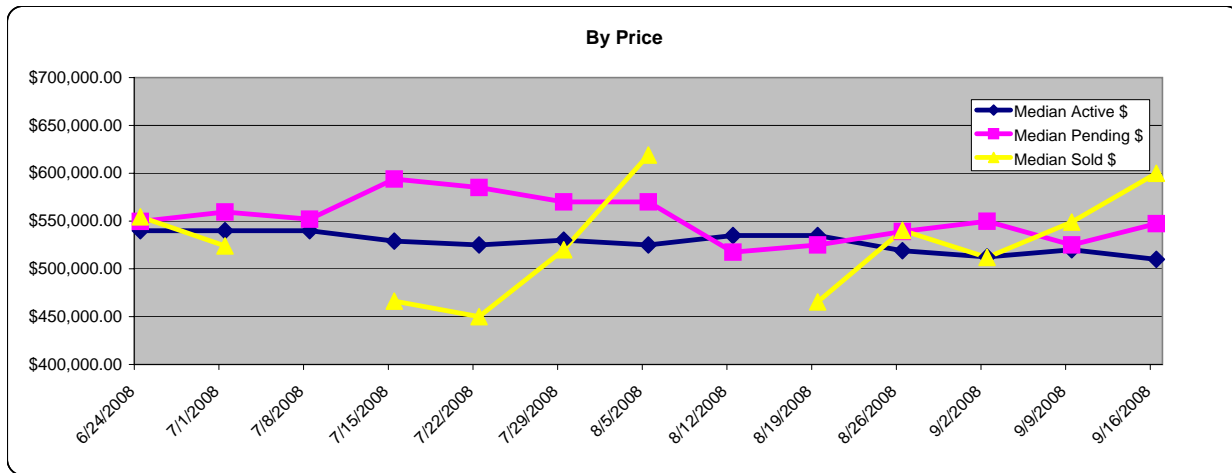
THE MIKE MILLER GROUP

REAL ESTATE BROKERAGE

8201 Preston Road, Suite 265 Dallas, TX 75225
 (214) 515-0845 lm@themikemillergroup.com

East Dallas - Area 12-6 M-Streets & Lower Greenville

Actives vs. Pending Price Range \$400,000 - \$700,000



Date	Active	Under Contract	Sold	Median Active \$	Median Pending \$	Median Sold \$
June 24, 2008	109	16	2	\$539,900.00	\$549,500.00	\$554,500.00
July 1, 2008	107	16	7	\$539,900.00	\$559,500.00	\$524,000.00
July 8, 2008	109	14	0	\$539,900.00	\$552,000.00	
July 15, 2008	105	16	4	\$529,950.00	\$594,000.00	\$466,250.00
July 22, 2008	106	17	1	\$524,950.00	\$585,000.00	\$450,000.00
July 29, 2008	100	21	1	\$529,950.00	\$570,000.00	\$520,000.00
August 5, 2008	95	23	5	\$525,000.00	\$570,000.00	\$619,000.00
August 12, 2008	93	24	0	\$534,900.00	\$517,450.00	
August 19, 2008	95	23	6	\$534,900.00	\$525,000.00	\$465,500.00
August 26, 2008	95	21	2	\$519,000.00	\$539,000.00	\$540,250.00
September 2, 2008	94	15	5	\$512,500.00	\$549,800.00	\$511,980.00
September 9, 2008	91	16	1	\$520,000.00	\$524,950.00	\$548,875.00
September 16, 2008	93	16	1	\$510,000.00	\$547,250.00	\$600,000.00

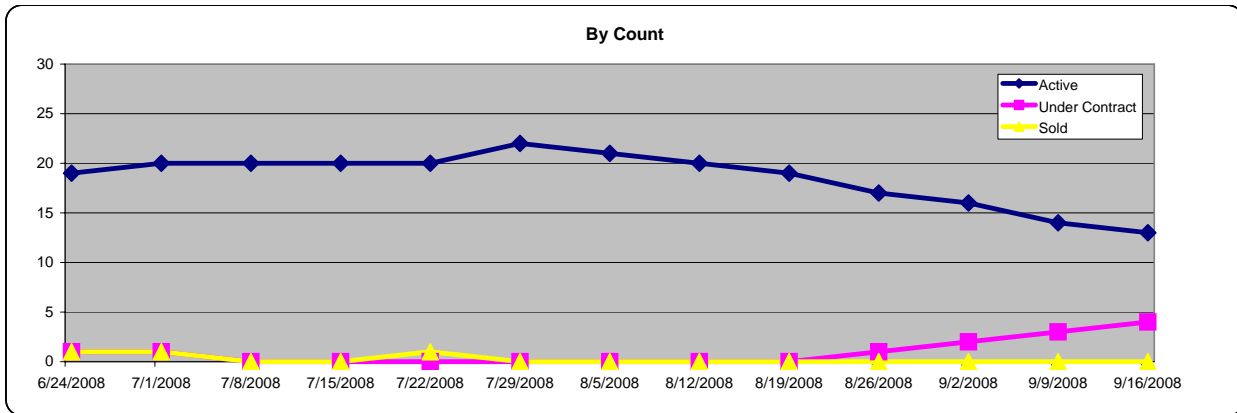
THE MIKE MILLER GROUP

REAL ESTATE BROKERAGE

8201 Preston Road, Suite 265 Dallas, TX 75225
 (214) 515-0845 lm@themikemillergroup.com

East Dallas - Area 12-6 M-Streets & Lower Greenville

Actives vs. Pending - \$700,000 and Up



Date	Active	Under Contract	Sold	Median Active \$	Median Pending \$	Median Sold \$
June 24, 2008	19	1	1	\$749,900.00	\$975,000.00	\$700,000.00
July 1, 2008	20	1	1	\$749,900.00	\$975,000.00	\$932,500.00
July 8, 2008	20	0	0	\$749,900.00	\$0.00	\$0.00
July 15, 2008	20	0	0	\$749,900.00	\$0.00	\$0.00
July 22, 2008	20	0	1	\$749,900.00	\$0.00	\$724,000.00
July 29, 2008	22	0	0	\$759,950.00	\$0.00	\$0.00
August 5, 2008	21	0	0	\$749,900.00	\$0.00	\$0.00
August 12, 2008	20	0	0	\$749,900.00	\$0.00	\$0.00
August 19, 2008	19	0	0	\$749,900.00	\$0.00	\$0.00
August 26, 2008	17	1	0	\$749,000.00	\$779,000.00	\$0.00
September 2, 2008	16	2	0	\$749,450.00	\$754,000.00	\$0.00
September 9, 2008	14	3	0	\$757,450.00	\$749,000.00	\$0.00
September 16, 2008	13	4	0	\$749,900.00	\$764,000.00	\$0.00

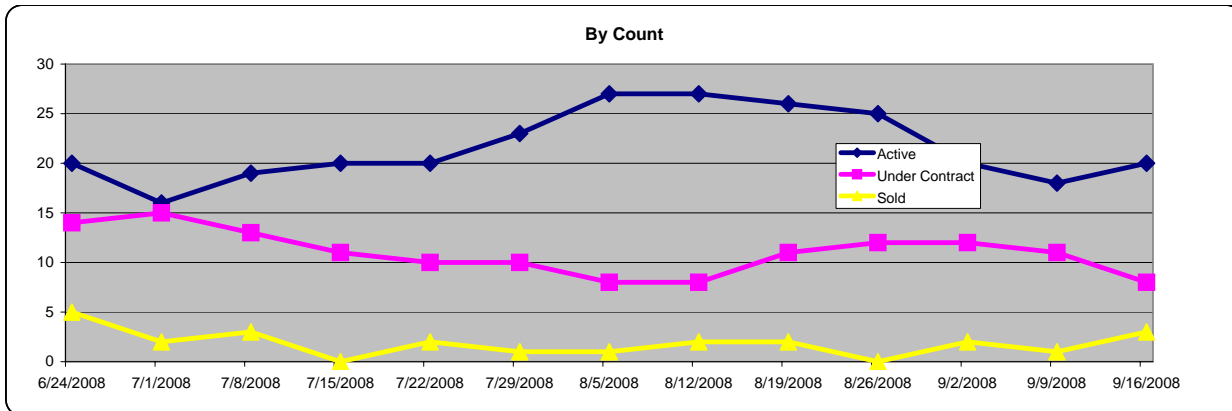
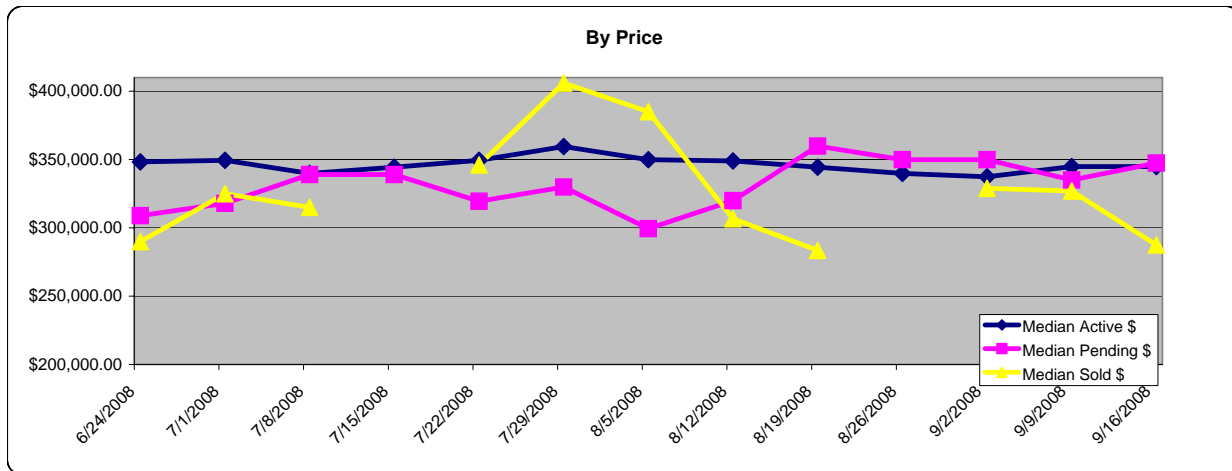
THE MIKE MILLER GROUP

REAL ESTATE BROKERAGE

8201 Preston Road, Suite 265 Dallas, TX 75225
 (214) 515-0845 lm@themikemillergroup.com

East Dallas - Area 12-7 Lakewood & Lakewood Heights

Actives vs. Pending Price Range \$230,000 - \$400,000



Date	Active	Under Contract	Sold	Median Active \$	Median Pending \$	Median Sold \$
June 24, 2008	20	14	5	\$348,250.00	\$308,950.00	\$290,000.00
July 1, 2008	16	15	2	\$349,450.00	\$318,000.00	\$325,000.00
July 8, 2008	19	13	3	\$339,900.00	\$339,000.00	\$315,000.00
July 15, 2008	20	11	0	\$344,450.00	\$339,000.00	
July 22, 2008	20	10	2	\$349,450.00	\$319,450.00	\$346,038.00
July 29, 2008	23	10	1	\$359,500.00	\$329,900.00	\$406,000.00
August 5, 2008	27	8	1	\$349,900.00	\$299,400.00	\$385,000.00
August 12, 2008	27	8	2	\$349,000.00	\$319,900.00	\$306,750.00
August 19, 2008	26	11	2	\$344,450.00	\$359,900.00	\$283,500.00
August 26, 2008	25	12	0	\$339,900.00	\$349,900.00	
September 2, 2008	20	12	2	\$337,400.00	\$349,900.00	\$329,000.00
September 9, 2008	18	11	1	\$344,900.00	\$335,000.00	\$327,000.00
September 16, 2008	20	8	3	\$344,900.00	\$347,450.00	\$287,500.00

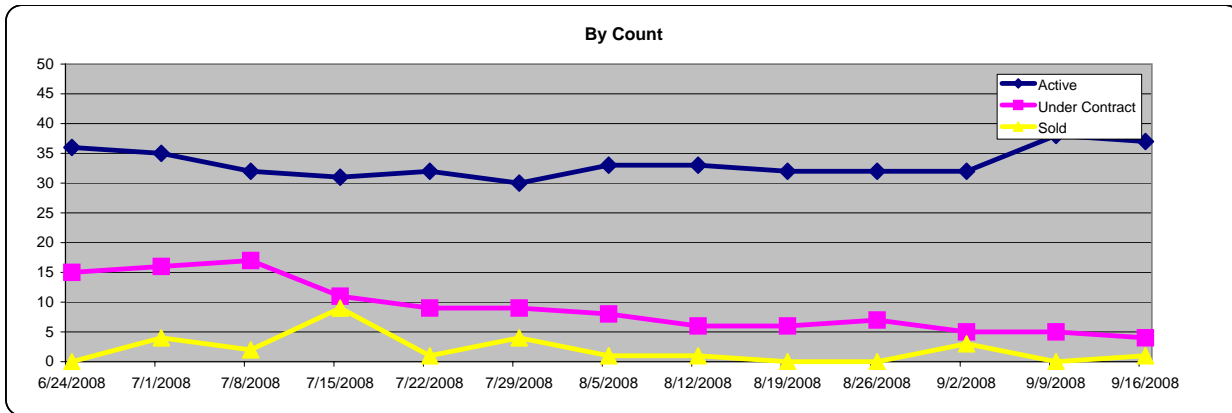
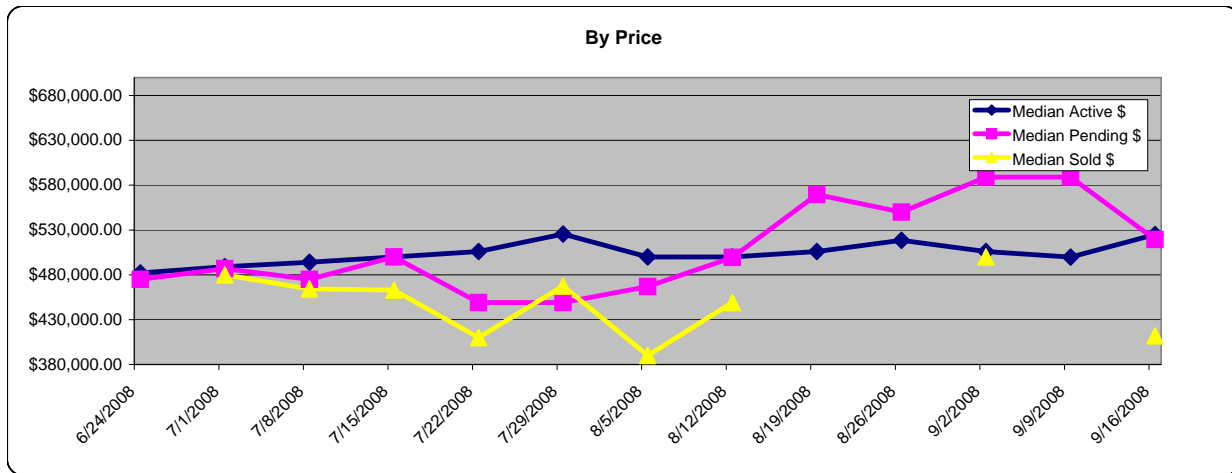
THE MIKE MILLER GROUP

REAL ESTATE BROKERAGE

8201 Preston Road, Suite 265 Dallas, TX 75225
 (214) 515-0845 lm@themikemillergroup.com

East Dallas - Area 12-7 Lakewood & Lakewood Heights

Actives vs. Pending Price Range \$400,000 - \$700,000



Date	Active	Under Contract	Sold	Median Active \$	Median Pending \$	Median Sold \$
June 24, 2008	36	15	0	\$482,000.00	\$474,900.00	
July 1, 2008	35	16	4	\$489,000.00	\$486,950.00	\$464,250.00
July 8, 2008	32	17	2	\$494,000.00	\$474,900.00	\$463,000.00
July 15, 2008	31	11	9	\$499,900.00	\$499,900.00	\$463,000.00
July 22, 2008	32	9	1	\$506,000.00	\$449,000.00	\$410,000.00
July 29, 2008	30	9	4	\$525,500.00	\$449,000.00	\$467,500.00
August 5, 2008	33	8	1	\$500,000.00	\$467,000.00	\$390,000.00
August 12, 2008	33	6	1	\$500,000.00	\$499,450.00	\$449,000.00
August 19, 2008	32	6	0	\$506,000.00	\$569,450.00	
August 26, 2008	32	7	0	\$518,500.00	\$549,900.00	
September 2, 2008	32	5	3	\$506,000.00	\$589,000.00	\$500,000.00
September 9, 2008	38	5	0	\$499,750.00	\$589,000.00	
September 16, 2008	37	4	1	\$525,000.00	\$519,450.00	\$412,000.00

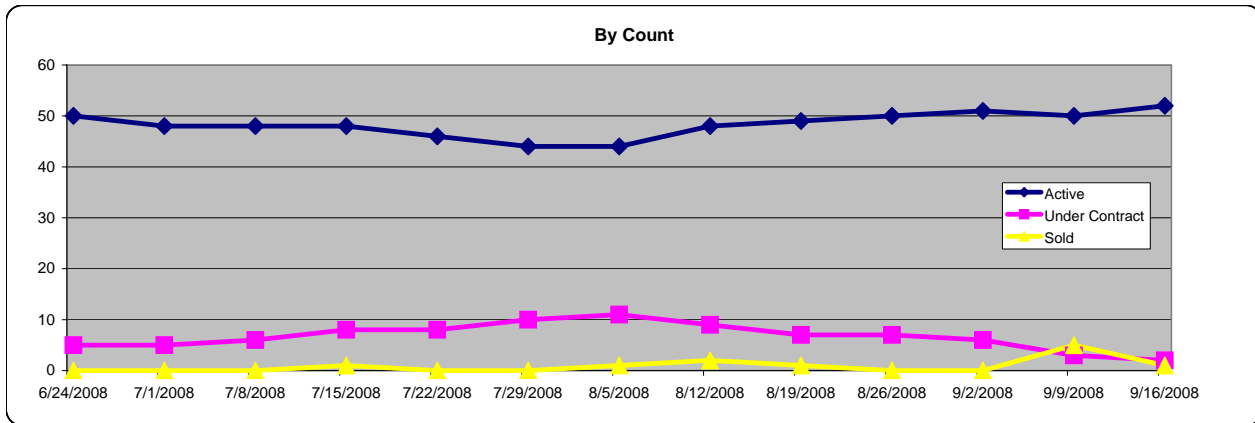
THE MIKE MILLER GROUP

REAL ESTATE BROKERAGE

8201 Preston Road, Suite 265 Dallas, TX 75225
(214) 515-0845 lm@themikemillergroup.com

East Dallas - Area 12-7 Lakewood & Lakewood Heights

Actives vs. Pendings - \$700,000 and Up



Date	Active	Under Contract	Sold	Median Active \$	Median Pending \$	Median Sold \$
June 24, 2008	50	5	0	\$962,450.00	\$1,450,000.00	
July 1, 2008	48	5	0	\$977,000.00	\$1,275,000.00	
July 8, 2008	48	6	0	\$987,500.00	\$1,037,450.00	
July 15, 2008	48	8	1	\$979,500.00	\$897,450.00	\$1,885,000.00
July 22, 2008	46	8	0	\$964,450.00	\$897,450.00	
July 29, 2008	44	10	0	\$979,500.00	\$837,450.00	
August 5, 2008	44	11	1	\$967,450.00	\$810,000.00	\$1,195,000.00
August 12, 2008	48	9	2	\$998,500.00	\$799,000.00	\$782,650.00
August 19, 2008	49	7	1	\$959,000.00	\$810,000.00	\$980,000.00
August 26, 2008	50	7	0	\$949,250.00	\$810,000.00	
September 2, 2008	51	6	0	\$945,000.00	\$804,500.00	
September 9, 2008	50	3	5	\$964,250.00	\$898,500.00	\$750,000.00
September 16, 2008	52	2	1	\$972,000.00	\$818,750.00	\$1,650,000.00

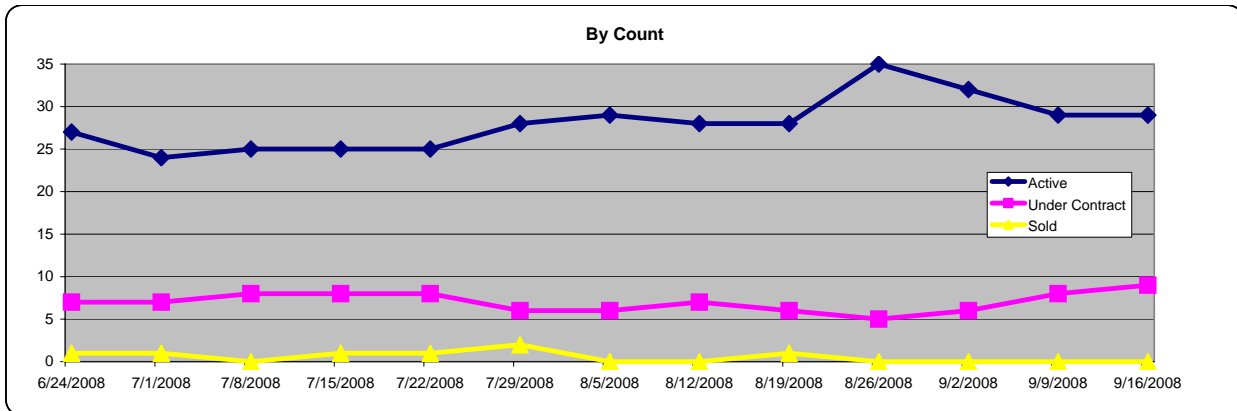
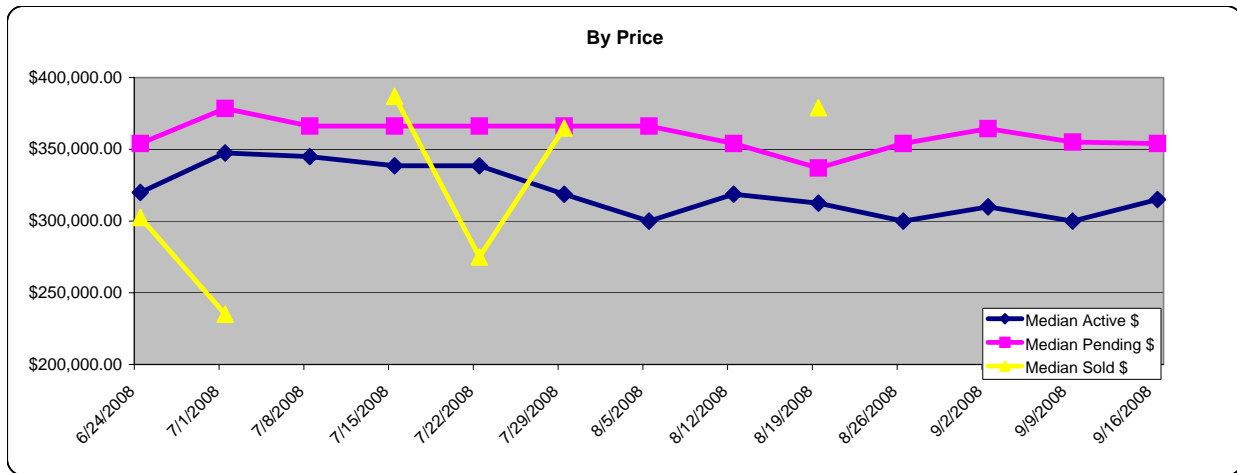
THE MIKE MILLER GROUP

REAL ESTATE BROKERAGE

8201 Preston Road, Suite 265 Dallas, TX 75225
 (214) 515-0845 lm@themikemillergroup.com

East Dallas - Area 12-8 Forest Hills

Actives vs. Pending Price Range \$230,000 - \$400,000



Date	Active	Under Contract	Sold	Median Active \$	Median Pending \$	Median Sold \$
June 24, 2008	27	7	1	\$319,900.00	\$354,000.00	\$302,500.00
July 1, 2008	24	7	1	\$347,425.00	\$378,500.00	\$235,000.00
July 8, 2008	25	8	0	\$344,950.00	\$366,250.00	
July 15, 2008	25	8	1	\$338,500.00	\$366,250.00	\$387,000.00
July 22, 2008	25	8	1	\$338,500.00	\$366,250.00	\$275,000.00
July 29, 2008	28	6	2	\$318,700.00	\$366,250.00	\$364,900.00
August 5, 2008	29	6	0	\$299,900.00	\$366,250.00	
August 12, 2008	28	7	0	\$318,700.00	\$354,000.00	
August 19, 2008	28	6	1	\$312,450.00	\$336,950.00	\$379,000.00
August 26, 2008	35	5	0	\$299,900.00	\$354,000.00	
September 2, 2008	32	6	0	\$309,900.00	\$364,450.00	
September 9, 2008	29	8	0	\$299,900.00	\$355,000.00	
September 16, 2008	29	9	0	\$314,999.00	\$354,000.00	

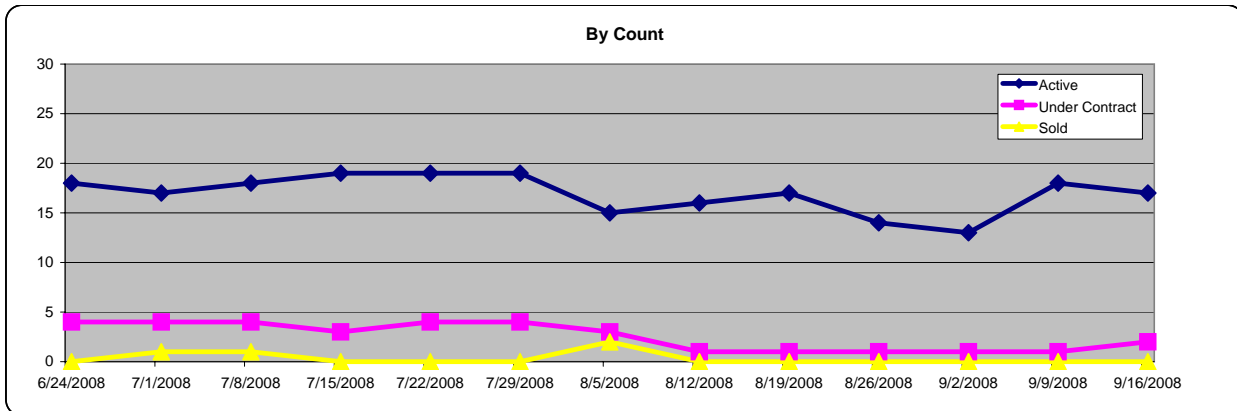
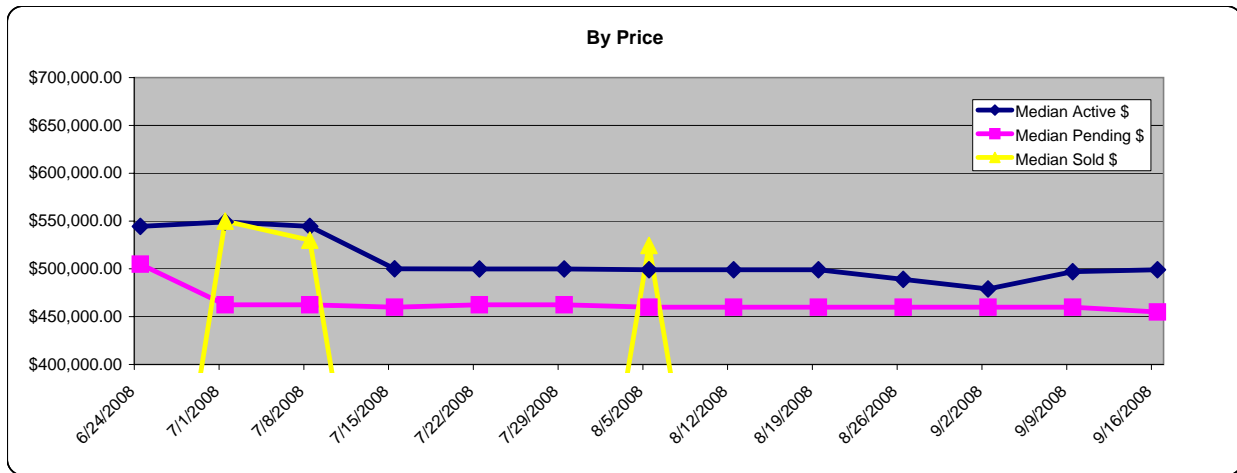
THE MIKE MILLER GROUP

REAL ESTATE BROKERAGE

8201 Preston Road, Suite 265 Dallas, TX 75225
 (214) 515-0845 lm@themikemillergroup.com

East Dallas - Area 12-8 Forest Hills

Actives vs. Pending Price Range \$400,000 - \$700,000



Date	Active	Under Contract	Sold	Median Active \$	Median Pending \$	Median Sold \$
June 24, 2008	18	4	0	\$544,475.00	\$504,900.00	\$0.00
July 1, 2008	17	4	1	\$549,000.00	\$462,450.00	\$549,900.00
July 8, 2008	18	4	1	\$544,475.00	\$462,450.00	\$530,000.00
July 15, 2008	19	3	0	\$500,000.00	\$459,900.00	\$0.00
July 22, 2008	19	4	0	\$499,900.00	\$462,450.00	\$0.00
July 29, 2008	19	4	0	\$499,900.00	\$462,450.00	\$0.00
August 5, 2008	15	3	2	\$499,000.00	\$459,900.00	\$524,500.00
August 12, 2008	16	1	0	\$499,000.00	\$459,900.00	\$0.00
August 19, 2008	17	1	0	\$499,000.00	\$459,900.00	\$0.00
August 26, 2008	14	1	0	\$489,000.00	\$459,900.00	\$0.00
September 2, 2008	13	1	0	\$479,000.00	\$459,900.00	\$0.00
September 9, 2008	18	1	0	\$497,000.00	\$459,900.00	\$0.00
September 16, 2008	17	2	0	\$499,000.00	\$454,950.00	\$0.00

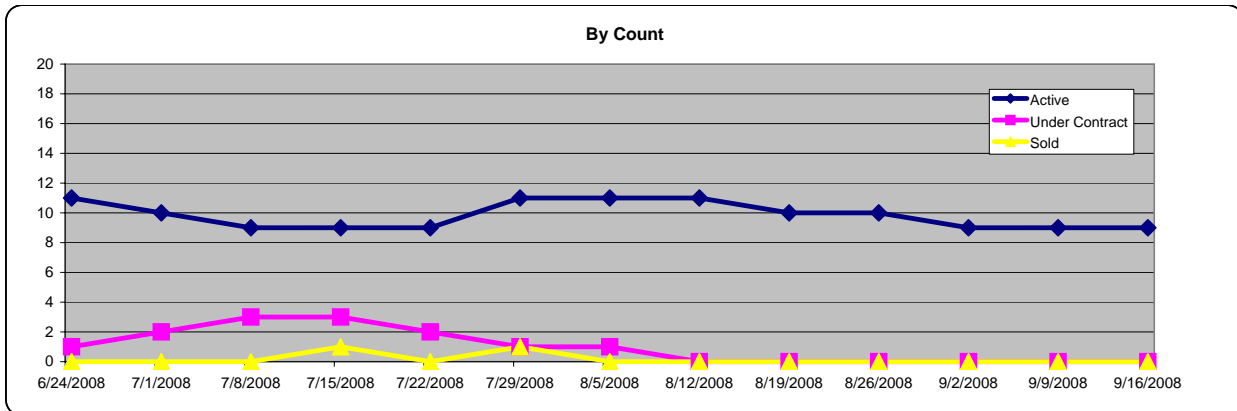
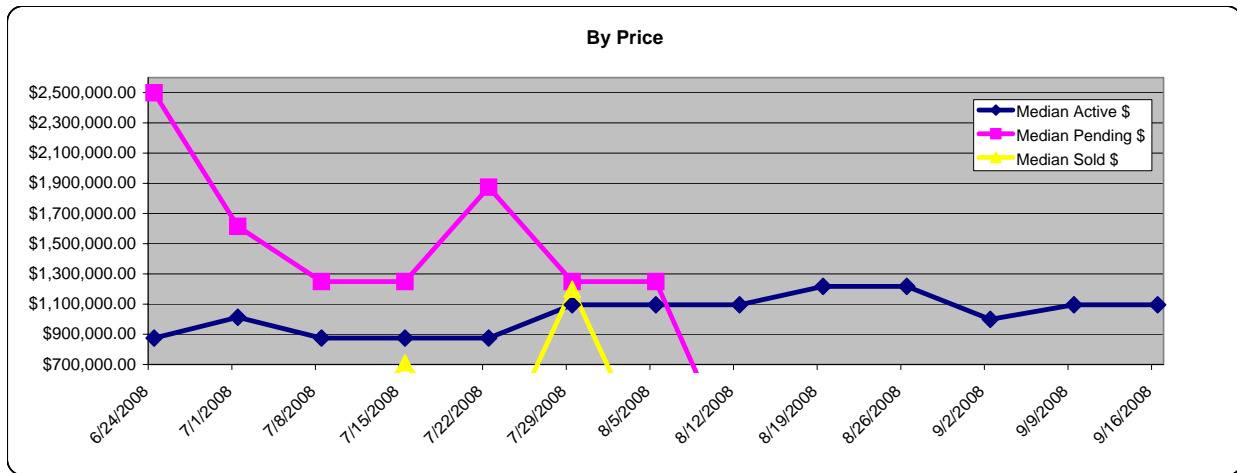
THE MIKE MILLER GROUP

REAL ESTATE BROKERAGE

8201 Preston Road, Suite 265 Dallas, TX 75225
 (214) 515-0845 lm@themikemillergroup.com

East Dallas - Area 12-8 Forest Hills

Actives vs. Pendings - \$700,000 and Up



Date	Active	Under Contract	Sold	Median Active \$	Median Pending \$	Median Sold \$
June 24, 2008	11	1	0	\$875,000.00	\$2,499,000.00	\$0.00
July 1, 2008	10	2	0	\$1,012,500.00	\$1,614,000.00	\$0.00
July 8, 2008	9	3	0	\$875,000.00	\$1,249,000.00	\$0.00
July 15, 2008	9	3	1	\$875,000.00	\$1,249,000.00	\$712,000.00
July 22, 2008	9	2	0	\$875,000.00	\$1,874,000.00	\$0.00
July 29, 2008	11	1	1	\$1,095,000.00	\$1,249,000.00	\$1,199,000.00
August 5, 2008	11	1	0	\$1,095,000.00	\$1,249,000.00	\$0.00
August 12, 2008	11	0	0	\$1,095,000.00	\$0.00	\$0.00
August 19, 2008	10	0	0	\$1,217,000.00	\$0.00	\$0.00
August 26, 2008	10	0	0	\$1,217,000.00	\$0.00	\$0.00
September 2, 2008	9	0	0	\$999,000.00	\$0.00	\$0.00
September 9, 2008	9	0	0	\$1,095,000.00	\$0.00	\$0.00
September 16, 2008	9	0	0	\$1,095,000.00	\$0.00	\$0.00